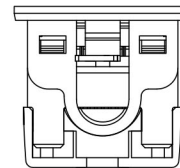
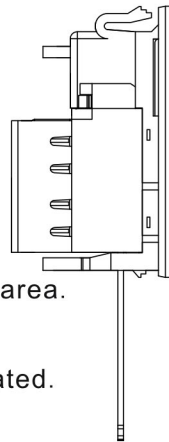
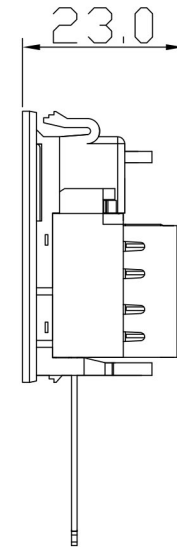
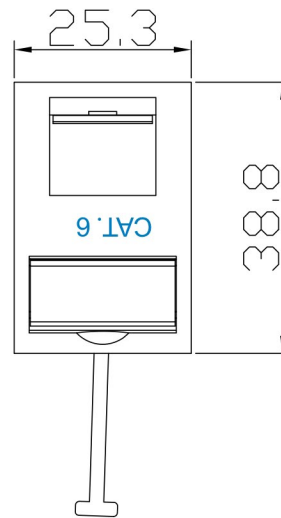
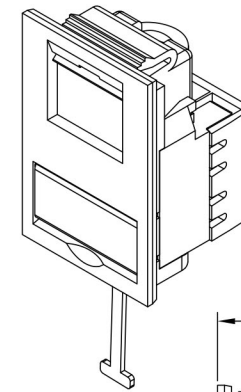
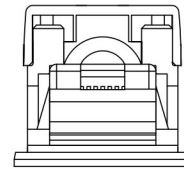
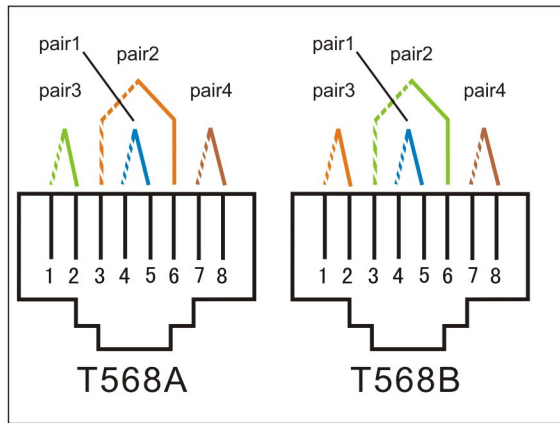


更改 REV	日期 DATE	设 变 内 容 MODIFICATION	修 改 DRAWN



**Specification:**

**Material:**

1. RJ45 Jack
  - 1-1. Housing: ABS,
2. RJ45 Contact
  - 2-1. Material: Phosphor Bronze with Nickel plated.
  - 2-2. Finished: Min. 3mm 50" Gold plated on Contact area.
3. IDC House: PC,
  - 3-1. Housing: PC,
  - 3-2. Terminal: Phosphor Bronze with 50" Tin-Lead plated. over 50-60" Nickel plated.
4. IDC CAP PC
5. PCB: FR4,

**Performance:**

- a. T568A & T568B wiring sticker.
- b. Insertion Force: 20N max. (IEC 60603-7-4)
- c. Retention Strength: 7.7 kgs between Jack and Plug.
- d. Operation Temperature: -10°C to 60°C (ISO/IEC 11801, ANSI/EIA 568 C. 2)
- e. Life (mating cycles) :
  - e-1. Jack: 750 cycles min. (ISO/IEC 11801, IEC 60603-7-4).
  - e-2. IDC: Suitable for 23, 24 AWG stranded and solid wire, compatible with 110&Krone punch tools.
- f. The Cat. 6 transmission performance is in compliance with the ANSI/TIA/EIA 568 C. 2 standard.

DIMENSION IN mm (Inch) TOLERANCE UNLESS OTHERWISE SPECIFIED		材 质 MATERIAL	图 号 DWG NO.
.X±0.10	.X°±5°	名称/料号 TITLE	1024BC6
.XX±0.05	.XX°±2°	制 图 DRAWN	比 例 SCALE 1/1
审 核 APPROVAL	核 对 CHECKED	NICK	张 数 SHEET 1/1
			角 法 PROJ.  更 改 REV